








Montaj Kılavuzu • Mounting Instructions

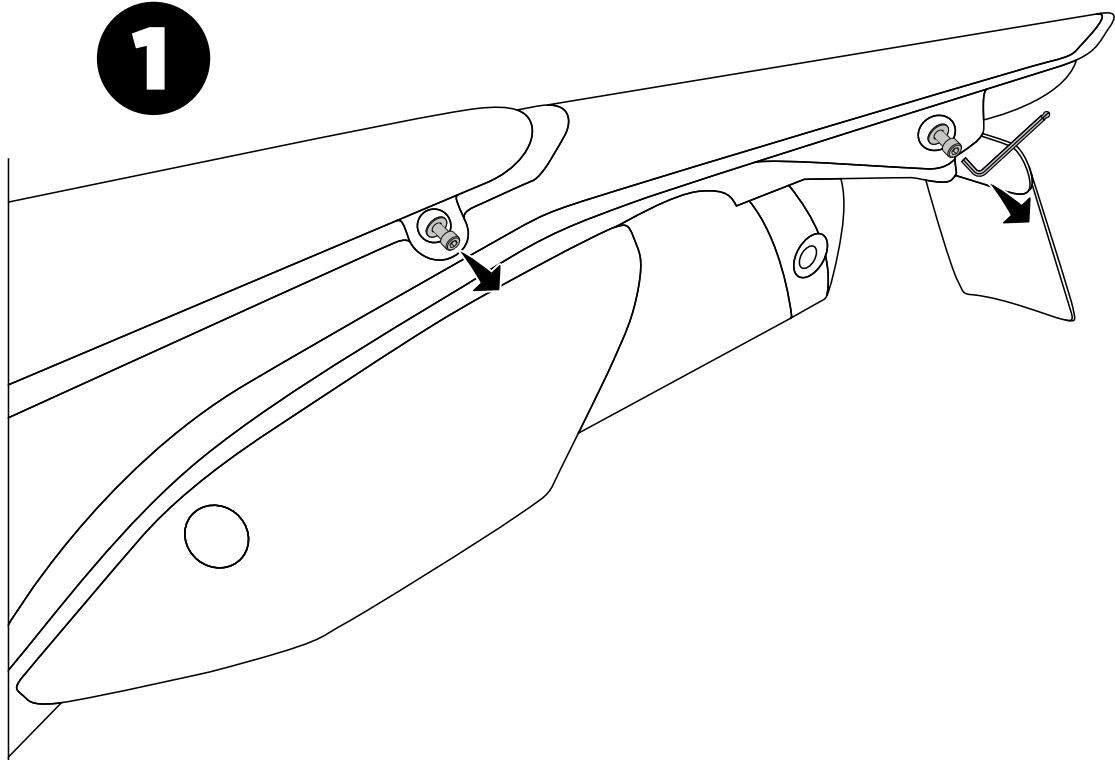
CRF 250 L/Rally 2013-2020 Uyumlu Çanta Demiri • CRF 250 L/Rally 2013-2020 Compatible Rear Rack

No	Adet • Qty.	Parça • Parts
A	1x	 (Çanta Demiri) (Rear Rack)
B	2x	 (M8x50 İmbus Cıvata) (M8x50 Imbus Bolt)
C	2x	 (M8x70 İmbus Cıvata) (M8x70 Imbus Bolt)

No	Adet • Qty.	Parça • Parts
D	2x	 (13mm Burç) (13mm Bush)
E	2x	 (38mm Burç) (38mm Bush)
F	4x	 (M8 Pul) (M8 Flake)

Gerekli Aletler • Required Tools
 (6 Alyan) • (#6 Allen)

Montaj Talimatları
1- Aşama 1'de gösterilen orijinal cıvataları sökün.
Mounting Instructions
1- Unscrew the original bolts as shown in step 1.



Montaj Talimatları

2- Çanta demirini aşama 2'deki gibi konumlandırın ve gösterilen cıvata, pul ve burçlarla monte edin.

Mounting Instructions

2- Position the rear rack and assemble with the bolts, flares and bushes shown as in step 2.

