






Montaj Kılavuzu • Mounting Instructions

NK 250 Uyumlu Motor Koruma Demiri • NK 250 Compatible Engine Crash Bar

No	Adet • Qty.	Parça • Parts	No	Adet • Qty.	Parça • Parts
A	1x	 (130mm Gijon) (130mm Rod)	D	4x	 (M8x45 Imbus C.) (M8x45 Bolts)
B	4x	 (12mm Burç) (12mm Bush)	E	2x	 (M10 Pullu Somun) (M10 Nuts)
C	4x	 (M8 Pul) (M8 Flake)			

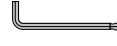
Gerekli Aletler • Required Tools



(15mm Lokma Anahtar)
(15mm Socket Key)

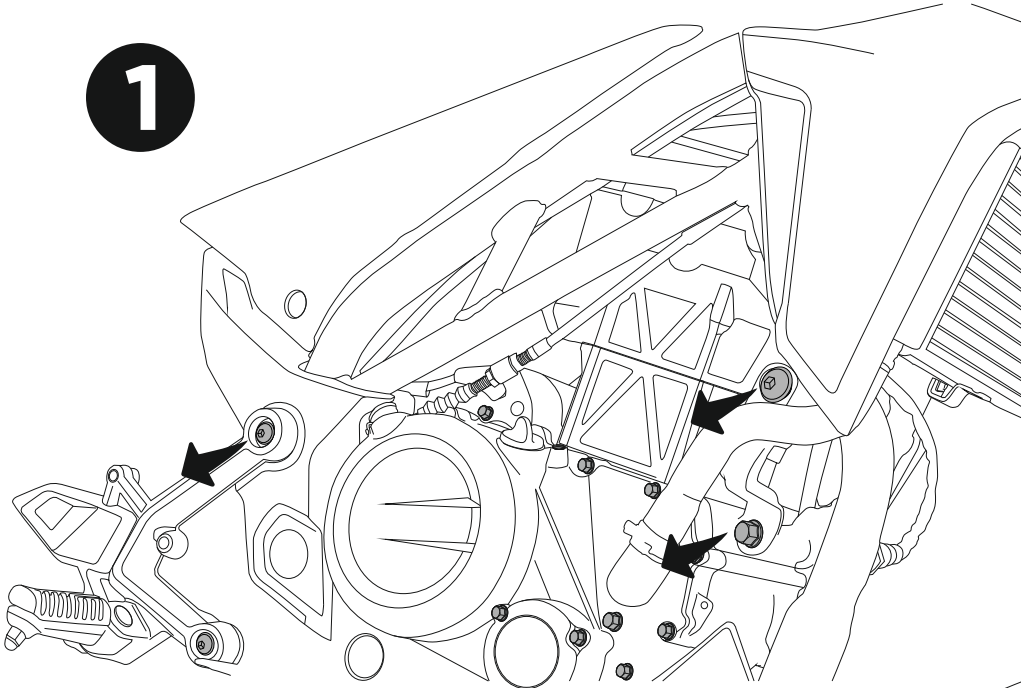


(6 Alyan) • (#6 Allen)



(4 Alyan) • (#4 Allen)

1



Montaj Talimatları

- 1- Aşama 1'de gösterilen cıvataları yerinden 4 alyan yardımı ile sökün.
- 2- Aşama 2'de gösterildiği gibi pulla beraber imbus cıvataları 6 alyan ile sıkın. M10 Pullu somunu ise saplama üzerinden 15 lokma anahtar yardımı ile sıkın.

Mounting Instructions

- 1- Unscrew the bolts as shown in stage 1 with using #4 allen.
- 2- Screw the bolts over the flakes with using #6 allen. Fix the M10 nut over the rod with the help of a 15mm socket wrench.

2

